

Year A	Unit 1	Unit 2	Unit 3
EYFS	Introducing the five skills across the year, linked to the child led topic or play based learning. For example, Yayoi Kusama's 'Obliteration room' and Henri Rosseau. DRAWING: holding a pencil, PAINTING: watercolours, poster paint COLLAGE: scissor skills SCULPTING: junk modelling PRINTING: veg printing watch		

Y1&2



SKILL: Drawing

KEY ARTISTS

Heather Hansen

(American, 1970- current)

MATERIALS

pencils, felt tips, **charcoal, crayons, chalk and pastels.**

DRAWING SKILLS

- Draw lines of varying thickness.
- Use dots and lines to demonstrate pattern and texture.
- Use different materials to draw, for example pastels, chalk, felt tips.

<https://www.accessart.org.uk/movement-maps/>



SKILL: Painting/collage

KEY ARTISTS

Alma Thomas

(African-American, 1891-1978)

Paul Klee

(Swiss-German, 1879-1940)

COLLAGE MATERIALS


Variety of media - newspapers, magazines etc.

COLLAGE SKILLS

- Use a combination of materials that have been cut, torn and glued.
- Sort and arrange materials.
- Add texture by mixing materials.

PAINTING SKILLS

- Name the primary and secondary colours.
- Experiment with different brushes (including brushstrokes) and other painting tools.
- Mix primary colours to make secondary colours. *Add white and black to alter tints and shades.*



SKILL: Sculpting

KEY ARTISTS

Niki de Saint Phalle







(French-American, 1930-2002)


Yinka Shonibare

(British-Nigerian, 1962-current)

SCULPTING SKILLS

- Use a variety of natural, recycled and manufactured materials for sculpting, e.g. clay (**plasticine**) straw and card.
- Use a variety of techniques, e.g. rolling, cutting, pinching.
- Use a variety of shapes, including lines and texture.

<p>Year 1/2 PPA</p>	 <p>UNIT 1: Drawing and painting Sketching – leaves/shells Artist focus (historical) – Picasso (Spain) self portraits Artist focus (current) – Molly Haslund (Denmark) circles (giant compass)</p> <p>Medium: pencils, pens, oil pastels, chalk, watercolours</p>	  <p>UNIT 2: Drawing, collage, sculpture Sketching – feathers Collage techniques - paper Artist focus (historical) – John James Audubon (American) Artist focus (current local) – Diana Beltran Herrera (Bristol, UK)</p> <p>Medium: pencils, paper skills, charcoal, pastels, chalk pastels</p>	
<p>Y3&4 ARTISTS' DAY: Local artist SCULPTURE</p>	 <p>SKILLS: Drawing and Painting</p> <p>KEY ARTISTS Hilma Afklint (Sweden, 1862-1944) Ferdinand Leger (France, 1881-1955)</p> <p>DRAWING SKILLS</p>	 <p>SKILL: Printing</p> <p>KEY ARTIST: Hokusai (Japan, 1760-1849)</p> <p>PRINTING SKILLS -Use more than one colour to layer in a print. -Replicate patterns from observations. -Make printing blocks.</p>	 <p>SKILL: Collage</p> <p>KEY ARTIST Anon. (Pompeii mosaic, 1st century AD)</p> <p>COLLAGE SKILLS -Select colours and materials to create effect, giving reasons for their choices.</p>




	<ul style="list-style-type: none"> -Experiment with showing line, tone and texture with different hardness of pencils. -Use shading to show light and shadow effects. -Use different materials to draw, e.g. pastels, chalk, felt tips. -Show an awareness of space when drawing. <p>PAINTING SKILLS</p> <ul style="list-style-type: none"> -Use varied brush techniques to create shapes, textures, patterns and lines. -Mix colours effectively using the correct language, e.g. tint, shade, primary and secondary. -Create different textures and effects with paint. 	<ul style="list-style-type: none"> -Make repeated patterns with precision. 	<p>Refine work as they go to ensure precision. Learn and practise a variety of techniques, e.g. overlapping, tessellation, mosaic and montage.</p>
<p>Y5&6 ARTISTS' DAY: Sculpture focus</p>	 <p>SKILLS: Drawing and painting</p> <p>KEY ARTISTS Antoni Gaudi (Spanish architecture, 1852-1926)</p>	 <p>SKILL: Printing</p> <p>KEY ARTISTS Elizabeth Catlett (African-American printing portrait, 1915-2012)</p>	  <p>SKILL: Collage</p> <p>KEY ARTISTS</p>


St John's Primary School
Art Curriculum Overview

	<p>Zaha Hadid (Iraqi-British, 1950-2016)</p> <p>DRAWING SKILLS -Use a variety of techniques to add effects, e.g. shadows, reflection, hatching and cross-hatching. -Depict movement and perspective in drawings. -Use a variety of tools and select the most appropriate.</p> <p>PAINTING SKILLS -Create a colour palette, demonstrating mixing techniques. -Use a range of paint (acrylic, oil paints, water colours) to create visually interesting pieces.</p>	<p>PRINTING SKILLS -Design and create printing blocks/tiles. -Develop techniques in mono, block and relief printing. -Create and arrange accurate patterns.</p>	<p>Sarah Eisenlohr Human impact collage (America, current) Hannah Hoch (Germany, 1889-1978)</p> <p>COLLAGE SKILLS -Add collage to a painted or printed background; -Create and arrange accurate patterns; -Use a range of mixed media; -Plan and design a collage;</p>
--	-----------------------------------------------------------------------------------------------------------------------------------------------------------------------------------------------------------------------------------------------------------------------------------------------------------------------------------------------------------------------------------------------------------------------------------------------------------------------------------------------------------------------	------------------------------------------------------------------------------------------------------------------------------------------------------------------------------------	-----------------------------------------------------------------------------------------------------------------------------------------------------------------------------------------------------------------------------------------------------------------------------------------------------------------------------

Year B	Unit 1	Unit 2	Unit 3
<p>EYFS</p> <p>ARTISTS' DAY: Jackson Pollock</p>	<p>Introducing the five skills across the year, linked to the child led topic or play based learning.</p> <p>DRAWING: holding a pencil, PAINTING: watercolours, poster paint COLLAGE: scissor skills SCULPTING: junk modelling PRINTING: veg printing</p>		

<p>Y1&2 ARTISTS' DAY: Year 1: Dot paintings Year 2: Clay workshop</p>	 <p>Skill: Drawing</p> <p>KEY ARTISTS Shantell Martin (UK, 1980 - current) Guy Larsen (UK, current)</p> <p>MATERIALS pencils, felt tips, charcoal, crayons, chalk and pastels.</p> <p><i>DRAWING SKILLS</i> <i>Draw lines of varying thickness.</i> <i>Use dots and lines to demonstrate pattern and texture.</i> <i>Use different materials to draw, for example pastels, chalk, felt tips.</i></p>	 <p>SKILL: Printing (Pop Art)</p> <p>KEY ARTISTS: Roy Lichtenstein (American, 1923-1997) James Rosenquist (1933-2017)</p> <p>PRINTING SKILLS -Copy an original print; -Use a variety of materials, e.g. sponges, fruit, blocks; -Demonstrate a range of techniques, e.g. rolling, pressing, stamping and rubbing;</p>	 <p>SKILL: Painting</p> <p>KEY ARTISTS: Georgia O'Keefe (American, 1887-1986) Van Gogh (Sunflower) (Netherlands/France, 1853 - 1890)</p> <p>PAINTING SKILLS -Name the primary and secondary colours. -Experiment with different brushes (including brushstrokes) and other painting tools. -Mix primary colours to make secondary colours.</p>
<p>Year 1/2 PPA</p>	<p>UNIT 1: Printing</p> <ul style="list-style-type: none"> • That we can make a "plate" from which to "print" • That there is a relationship between plate and print: e.g. negative / positive. • That we can use print to create "multiples" 	<p>UNIT 2: TBC</p>	

	<ul style="list-style-type: none"> That we can explore line, shape, colour and texture to explore pattern, sequence, symmetry and intention. <p>Botswanan Printmaker Xgaoc'o X'are</p>		
<p>Y3&4 ARTISTS' DAY: Local artist (Banksy) PRINTING</p>	 <p>SKILLS: Drawing and painting</p> <p>KEY ARTISTS Monet (French, 1840-1926) Berthe Morisot (French, 1841-1895)</p> <p><i>Introduce challenges of female artists</i></p> <p>DRAWING SKILLS -Experiment with showing line, tone and texture with different hardness of pencils. -Use shading to show light and shadow effects. -Use different materials to draw, e.g. pastels, chalk, felt tips.</p>	 <p>SKILL: Collage</p> <p>KEY ARTISTS Brianna McCarthy (Trinidad and Tobago, 1991-current) Matisse (French 1869-1954)</p> <p>COLLAGE SKILLS Select colours and materials to create effect, giving reasons for their choices; Refine work as they go to ensure precision;</p>	 <p>SKILL: Sculpture</p> <p>KEY ARTISTS Robin Wight (England, 1960-current. <i>Dancing with Dandelions</i>) Kate Packer (British, current)</p> <p>Wire</p> <p>SCULPTING SKILLS Cut, make and combine shapes to create recognisable forms. Add materials to the sculpture to create detail.</p>

	<p>-Show an awareness of space when drawing.</p> <p>PAINTING SKILLS</p> <p>-Use varied brush techniques to create shapes, textures, patterns and lines.</p> <p>-Mix colours effectively using the correct language, e.g. tint, shade, primary and secondary.</p> <p>-Create different textures and effects with paint.</p>	<p>Learn and practise a variety of techniques, e.g. overlapping, tessellation, mosaic and montage;</p> <p>COLLAGE UNIT FOR ONE YEAR ONLY: Clare Youngs</p>	
<p>Y5&6</p> <p>ARTISTS' DAY: Andy Warhol (Pop-Art) PRINTING</p>	 <p>SKILLS: Drawing and painting</p> <p>KEY ARTISTS Nixiwaka Yawanawá (member of the Yawanawa tribe in Brazil, current) Henri Rosseau (French, 1844-1910)</p> <p>DRAWING SKILLS</p> <p>-Use a variety of techniques to add effects, e.g. shadows, reflection, hatching and cross-hatching.</p> <p>-Depict movement and perspective in drawings.</p>	 <p>SKILL: Collage and Painting</p> <p>KEY ARTISTS Elizabeth St Hilaire (New England, USA, current)</p> <p>COLLAGE SKILLS:</p> <ul style="list-style-type: none"> - add collage to a painted or printed background; - create and arrange accurate patterns; - use a range of mixed media; 	 <p>SKILL: Sculpture</p> <p>Greek Vases</p> <p>SCULPTURE:</p> <ul style="list-style-type: none"> - Plan and design a sculpture; - use tools and materials to carve, add shape, add texture and pattern;

St John's Primary School
Art Curriculum Overview

	<p>-Use a variety of tools and select the most appropriate.</p> <p>PAINTING SKILLS</p> <p>-Create a colour palette, demonstrating mixing techniques.</p> <p>-Use a range of paint (acrylic, oil paints, water colours) to create visually interesting pieces.</p>	<ul style="list-style-type: none"> - plan and design a collage; - use key vocabulary to demonstrate knowledge and understanding in this strand: shape, form, arrange, fix. <p>PAINTING SKILLS</p> <ul style="list-style-type: none"> - Create a colour palette, demonstrating mixing techniques. - -Use a range of paint (acrylic, oil paints, water colours) to create visually interesting pieces. 	<ul style="list-style-type: none"> - develop cutting and joining skills, e.g. using wire, coils, slabs and slips; - use materials other than clay to create a 3D sculpture;
--	--------------------------------------------------------------------------------------------------------------------------------------------------------------------------------------------------------------------------------------------------------------------------	-------------------------------------------------------------------------------------------------------------------------------------------------------------------------------------------------------------------------------------------------------------------------------------------------------------------------------------------------------------------------------------------------------------------------------------------------------------	-----------------------------------------------------------------------------------------------------------------------------------------------------------------------------------------------------