







Year A	
EYFS	<p>Introducing the five skills across the year, linked to the child-led topic or play-based learning.</p> <p>DRAWING: holding a pencil</p> <p>PAINTING: watercolours, poster paint</p> <p>COLLAGE: scissor skills</p> <p>SCULPTING: junk modelling</p> <p>PRINTING: veg printing watch</p>





Year B	
EYFS	<p>Introducing the five skills across the year, linked to the child-led topic or play-based learning.</p> <p>DRAWING: holding a pencil</p> <p>PAINTING: watercolours, poster paint</p> <p>COLLAGE: scissor skills</p> <p>SCULPTING: junk modelling</p> <p>PRINTING: veg printing</p>





Some key artists explored previously:





- **Yayoi Kusama**
- **Henri Rosseau**
- **Paul Cezanne**
- **Jackson Pollock**





Year A	Unit 1	Unit 2	Unit 3
<p>Y1&2 Artists' Week:</p> <p>Portraits-Continuous Provision Elements of art: shape</p>	 <p>SKILL: Drawing Elements of art: line, shape, value</p> <p>KEY ARTISTS Heather Hansen (American, 1970- current)</p> <p>MATERIALS pencils, felt tips, charcoal, crayons, chalk and pastels.</p> <p>DRAWING SKILLS -Draw lines of varying thickness. -Use dots and lines to demonstrate pattern and texture. -Use different materials to draw, for example pastels, chalk, felt tips.</p>	 <p>SKILL: Painting & collage Elements of art: colour, texture, space</p> <p>KEY ARTISTS Alma Thomas (African-American, 1891-1978) Paul Klee (Swiss-German, 1879-1940)</p> <p>COLLAGE SKILLS -Use a combination of materials that have been cut, torn and glued. -Sort and arrange materials. -Add texture by mixing materials.</p> <p>PAINTING SKILLS -Name the primary and secondary colours. -Experiment with different brushes (including brushstrokes) and other painting tools. -Mix primary colours to make secondary colours. <i>Add white and black to alter tints and shades.</i></p>	 <p>SKILL: Sculpting Elements of art: form & texture</p> <p>KEY ARTISTS Niki de Saint Phalle (French-American, 1930-2002) Yinka Shonibare (British-Nigerian, 1962-current)</p> <p>SCULPTING SKILLS -Use a variety of natural, recycled and manufactured materials for sculpting, e.g. clay (plasticine) straw and card. -Use a variety of techniques, e.g. rolling, cutting, pinching. -Use a variety of shapes, including lines and texture.</p>

Year B	Unit 1	Unit 2	Unit 3
<p>Y1&2 Artists' Day:</p> <p><u>Year 1:</u> Painting Dot paintings</p> <p>Elements of art: colour</p> <p><u>Year 2:</u> Sculpture Clay workshop</p> <p>Elements of art: form & texture</p>	 <p>Skill: Drawing Elements of art: line, shape, value</p> <p>KEY ARTISTS Shantell Martin (UK, 1980 - current) Guy Larsen (UK, unknown - current)</p> <p>MATERIALS pencils, felt tips, charcoal, crayons, chalk and pastels.</p> <p>DRAWING SKILLS <i>Draw lines of varying thickness.</i> <i>Use dots and lines to demonstrate pattern and texture.</i> <i>Use different materials to draw, for example pastels, chalk, felt tips.</i></p>	 <p>SKILL: Painting Elements of art: colour, texture, space</p> <p>KEY ARTISTS: Georgia O'Keefe (American, 1887-1986) Van Gogh (Netherlands/France, 1853 - 1890)</p> <p>PAINTING SKILLS -Name the primary and secondary colours. -Experiment with different brushes (including brushstrokes) and other painting tools. -Mix primary colours to make secondary colours.</p>	 <p>SKILL: Printing (Pop Art) Elements of art: colour and shape</p> <p>KEY ARTISTS: Roy Lichtenstein (American, 1923-1997) James Rosenquist (1933-2017)</p> <p>PRINTING SKILLS -Copy an original print; -Use a variety of materials, e.g. sponges, fruit, blocks; -Demonstrate a range of techniques, e.g. rolling, pressing, stamping and rubbing;</p>

Year A	Unit 1	Unit 2	Unit 3
<p>Y3&4 Artists' Week:</p>  <p>Anon. Benin Empire (1200s – 1800s)</p> <p>Sculpture & Drawing (incl. portrait work)</p> <p>Elements of art: Shape, form & texture</p>	 <p>SKILLS: Drawing and Painting (Abstract) Elements of art: line, shape, & colour</p> <p>KEY ARTISTS Hilma AF Klint (Sweden, 1862-1944) Gillian Ayres (UK, 1930-2018)</p> <p>DRAWING SKILLS -Experiment with showing line, tone and texture with different hardness of pencils. -Use shading to show light and shadow effects. -Use different materials to draw, e.g. pastels, chalk, felt tips. -Show an awareness of space when drawing.</p> <p>PAINTING SKILLS -Use varied brush techniques to create shapes, textures, patterns and lines. -Mix colours effectively using the correct language, e.g. tint, shade, primary and secondary. -Create different textures and effects with paint.</p>	 <p>SKILL: Printing Elements of art: line, texture, space, value</p> <p>KEY ARTISTS: Hokusai (Japan, 1760-1849) Rebecca Salter (UK, 1955-current)</p> <p>DRAWING SKILLS -Experiment with showing line, tone and texture with different hardness of pencils. -Use shading to show light and shadow effects. -Use different materials to draw, e.g. pastels, chalk, felt tips. -Show an awareness of space when drawing.</p> <p>PRINTING SKILLS -Use more than one colour to layer in a print. -Replicate patterns from observations. -Make printing blocks. -Make repeated patterns with precision.</p>	 <p>SKILL: Collage Elements of art: value, shape & space</p> <p>KEY ARTIST Anon. (Pompeii mosaic, 1st century AD)</p> <p>DRAWING SKILLS -Experiment with showing line, tone and texture with different hardness of pencils. -Use shading to show light and shadow effects. -Use different materials to draw, e.g. pastels, chalk, felt tips. -Show an awareness of space when drawing.</p> <p>COLLAGE SKILLS -Select colours and materials to create effect, giving reasons for their choices. Refine work as they go to ensure precision. Learn and practise a variety of techniques, e.g. overlapping, tessellation, mosaic and montage.</p>

Year B	Unit 1	Unit 2	Unit 3
<p>Y3&4</p> <p>Artists' Week:</p> <p>(Local artist) Banksy (UK, unknown)</p>  <p>PRINTING & DRAWING</p> <p>Elements of art: Value, Line & shape</p>	 <p>SKILLS: Painting (Impressionism)</p> <p>Elements of art: colour, space, shape</p> <p>KEY ARTISTS Monet (French, 1840-1926) Berthe Morisot (French, 1841-1895)</p> <p><i>Introduce challenges of female artists</i></p> <p>PAINTING SKILLS</p> <ul style="list-style-type: none"> -Use varied brush techniques to create lines. -Mix colours effectively using the correct language, e.g. tint, shade, primary and secondary. -Create different textures and effects with paint. 	 <p>SKILL: Collage</p> <p>Elements of art: shape & texture</p> <p>KEY ARTISTS Brianna McCarthy (Trinidad and Tobago, 1991-current) Henri Matisse (French 1869-1954)</p> <p>COLLAGE SKILLS</p> <ul style="list-style-type: none"> - Select colours and materials to create effect, giving reasons for their choices; - Refine work as they go to ensure precision; - Learn and practise a variety of techniques, e.g. overlapping, tessellation, mosaic and montage; 	 <p>SKILL: Sculpture (Wire) & Drawing</p> <p>Elements of art: form & texture</p> <p>KEY ARTISTS Robin Wight (England, 1960-current) Kate Packer (unknown, British, current)</p> <p>SCULPTING SKILLS</p> <ul style="list-style-type: none"> - Cut, make and combine shapes to create recognisable forms. - Add materials to the sculpture to create detail. <p>DRAWING SKILLS</p> <ul style="list-style-type: none"> -Experiment with showing line, tone and texture with different hardness of pencils. -Use shading to show light and shadow effects. -Use different materials to draw, e.g. pastels, chalk, felt tips. -Show an awareness of space when drawing.

Year A	Unit 1	Unit 2	Unit 3
<p>Y5&6 Artists' Week:</p> <p>Sculpture (wire & Modroc)</p> <p>Elements of art: form & shape</p> <p>Barbara Hepworth (UK, 1903-1975)</p> 	 <p>SKILLS: Drawing and painting (Architecture)</p> <p>Elements of art:</p> <ul style="list-style-type: none"> • Drawing - line, shape, space • Painting - colour <p>KEY ARTISTS</p> <p>Antoni Gaudi (Spanish architecture, 1852-1926)</p> <p>Zaha Hadid (Iraqi-British, 1950-2016)</p> <p>DRAWING SKILLS</p> <ul style="list-style-type: none"> -Use a variety of techniques to add effects, e.g. shadows, reflection, hatching and cross-hatching. -Depict movement and perspective in drawings. -Use a variety of tools and select the most appropriate. <p>PAINTING SKILLS</p> <ul style="list-style-type: none"> -Create a colour palette, demonstrating mixing techniques. -Use a range of paint (acrylic, oil paints, water colours) to create visually interesting pieces. 	 <p>SKILL: Printing & Drawing (portrait work)</p> <p>Elements of art: shape, value, line</p> <p>KEY ARTIST</p> <p>Elizabeth Catlett (African-American & Mexican, 1915-2012)</p> <p>DRAWING SKILLS</p> <ul style="list-style-type: none"> -Use a variety of techniques to add effects, e.g. shadows, reflection, hatching and cross-hatching. -Depict movement and perspective in drawings. -Use a variety of tools and select the most appropriate. <p>PRINTING SKILLS</p> <ul style="list-style-type: none"> -Design and create printing blocks/tiles. -Develop techniques in mono, block and relief printing. -Create and arrange accurate patterns. 	 <p>SKILL: Collage (variety of media - newspapers, magazines etc.)</p> <p>Elements of art: space, colour, texture</p> <p>KEY ARTISTS</p> <p>Sarah Eisenlohr (America, unknown-current)</p> <p>Hannah Hoch (Germany, 1889-1978)</p> <p>COLLAGE SKILLS</p> <ul style="list-style-type: none"> -Add collage to a painted or printed background; -Create and arrange accurate patterns; -Use a range of mixed media; -Plan and design a collage;

Year B	Unit 1	Unit 2	Unit 3
<p>Y5&6 Artists' Week:</p> <p>(Pop-Art) Drawing & Printing</p> <p>Elements of art: line, colour & shape</p> <p>Andy Warhol (USA, 1928 - 1987)</p> 	 <p>SKILLS: Drawing and painting Elements of art: colour, space, shape</p> <p>KEY ARTISTS Nixiwaka Yawanawá (member of the Yawanawa tribe in Brazil, current) Henri Rosseau (French, 1844-1910)</p> <p>DRAWING SKILLS -Use a variety of techniques to add effects, e.g. shadows, reflection, hatching and cross-hatching. -Depict movement and perspective in drawings. -Use a variety of tools and select the most appropriate.</p> <p>PAINTING SKILLS -Create a colour palette, demonstrating mixing techniques. -Use a range of paint (acrylic, oil paints, water colours) to create visually interesting pieces.</p>	 <p>SKILL: Collage and Painting Elements of art: shape, texture</p> <p>KEY ARTISTS Elizabeth St Hilaire (New England, USA, current) Clare Youngs (UK, unknown-current)</p> <p>COLLAGE SKILLS: - add collage to a painted or printed background; - create and arrange accurate patterns; - use a range of mixed media; - plan and design a collage; - use key vocabulary to demonstrate knowledge and understanding in this strand: shape, form, arrange, fix.</p> <p>PAINTING SKILLS - Create a colour palette, demonstrating mixing techniques. - -Use a range of paint (acrylic, oil paints, water colours) to create visually interesting pieces.</p>	 <p>SKILL: Sculpture (Clay) and Drawing Elements of art: form & texture</p> <p>KEY ARTIST Ancient Greek Vases (800 BC-146 BC)</p> <p>SCULPTURE: - Plan and design a sculpture; - use tools and materials to carve, add shape, add texture and pattern; - 'Children still use a variety of materials for sculpting and experiment with joining and constructing. They begin to understand more about clay modelling and using different tools with clay'.</p> <p>DRAWING SKILLS -Use a variety of techniques to add effects, e.g. shadows, reflection, hatching and cross-hatching. -Depict movement and perspective in drawings. -Use a variety of tools and select the most appropriate.</p>